


The Music Parade

Workbook



CONTENTS

LEVEL 2 **4** THE MUSIC PARADE

The Music Parade	3p
1. Words	4p
2. Story	5p
3. Phonics	6p
4. Review1	7p
5. Review2	8p
6. I can say	9p



WORDS


Look and circle the correct words.

1



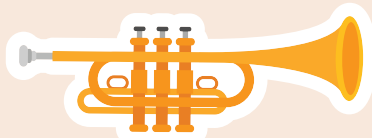
parade paradise

3



cymbals tambourine

5



trumpet horn

7



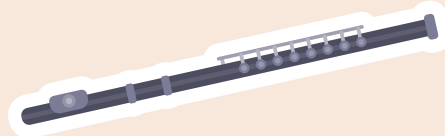
guitar violin

2



drum xylophone

4



flute oboe

6



harp guitar

8




sing eat

STORY


Read and choose the right picture.




I can play the drum!



My tambourine makes our song fun.



Hoggy brings his flute.



My guitar is all wet!

Look and trace the letters.

-et



wet



jet



net


-en



ten

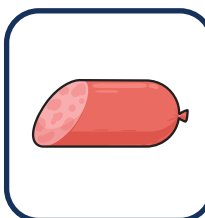


pen




hen


Circle the pictures using the letters '-et' and '-en'.



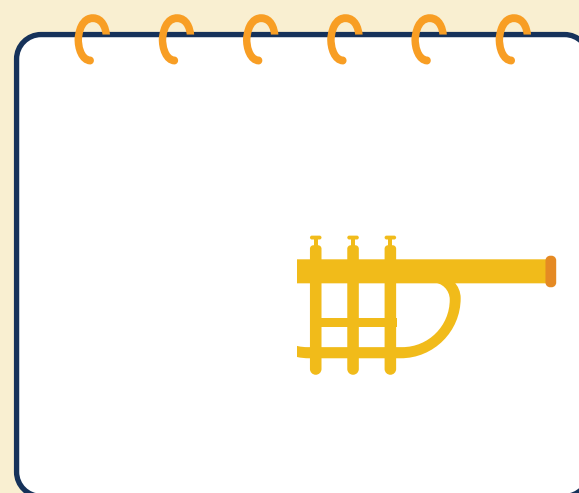
Finish the pictures.



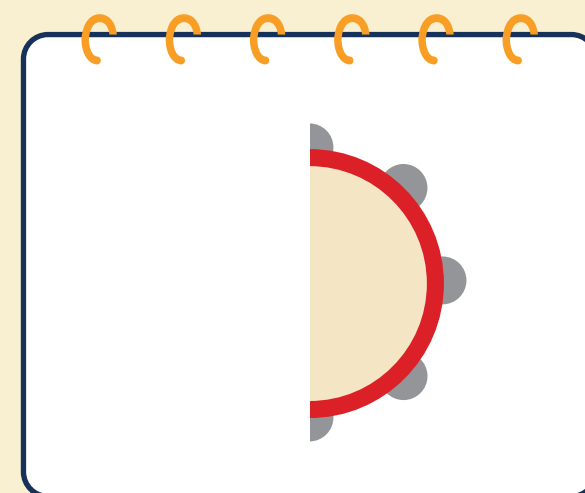
guitar



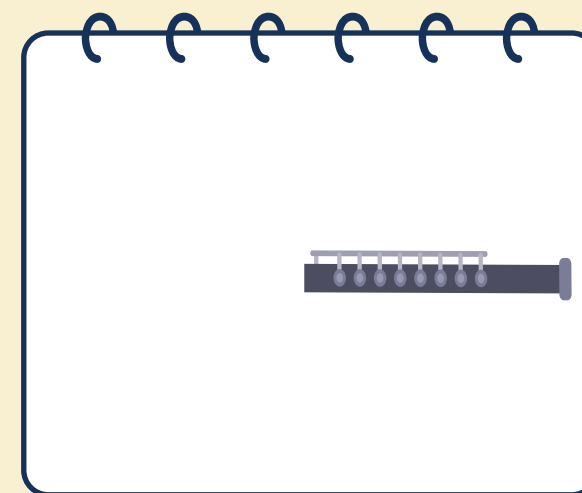
drum




trumpet



tambourine



flute



REVIEW 2

Write down the right words from the box.

parade / play / scared / makes

1. Boogi and Boogi's friends gather to _____ music at the parade.
2. It is time for the big _____.
3. My tambourine _____ our song fun.
4. I'm _____ to sing at the parade.

Circle Yes or No.

1. Boogi and Boogi's friends play music at the school.
2. Jindo can play the trumpet.
3. Tigo spills water on his drum.
4. Tigo can sing.

Yes

No

Yes

No

Yes

No

Yes

No

I CAN SAY

Ask and answer with a partner.

What musical instrument can you play?



I can play the _____.



Design your own musical instrument and explain it to your partner.